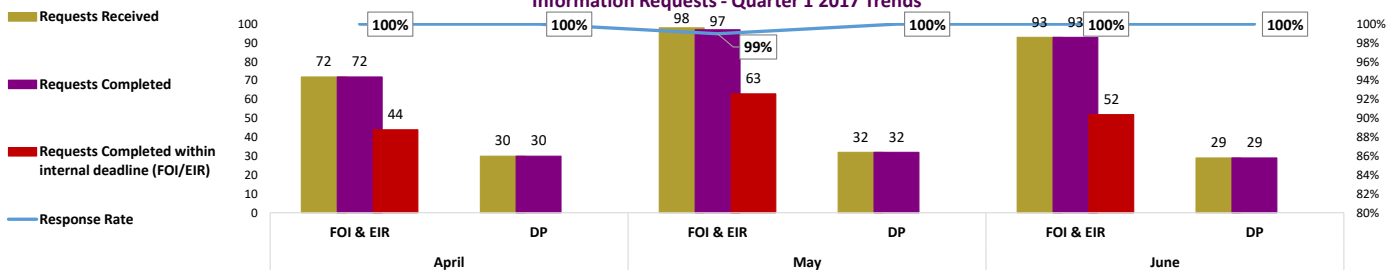


Quarter 1 2017- Information Governance Trends



FOI and EIR - Quarter 1 2017

Requests Received	Valid Requests	Requests completed in Statutory Timescale	Requests Completed within 10 days	Requests breaching 10 day internal deadline
263	262	99.6%	60.4%	39.6%

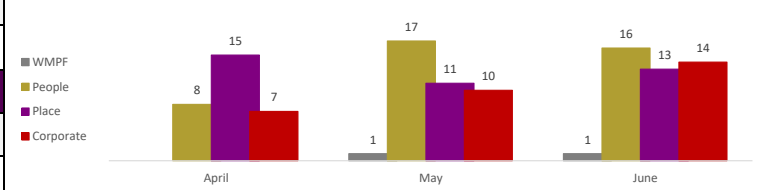
Data Protection - Quarter 1 2017

Requests Received	Valid Requests	Requests completed in Statutory Timescale
91	88	100.0%

General Requests - Quarter 1 2017

Requests Received	Valid Requests	Requests completed in Statutory Timescale
27	23	95.7%

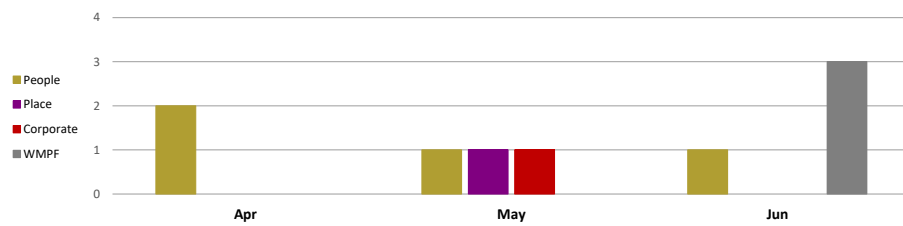
Number of FOI requests breaching 10 day internal deadline by Division (N.B includes multi directorate requests)



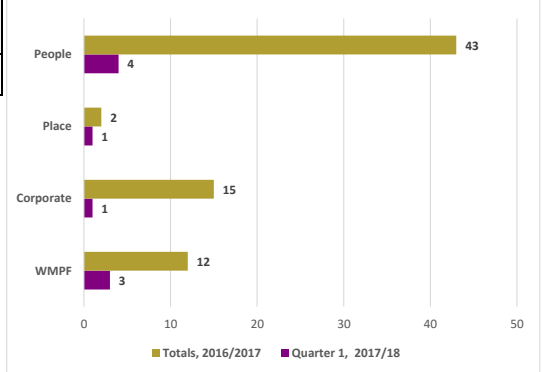
Information Incidents

Low - Incident Severity	Low Medium - Incident Severity	Medium - Incident Severity	Medium High - Incident Severity	High	Total Q1 Incidents Logged
9	0	0	0	0	9

Incidents by Month and Directorate



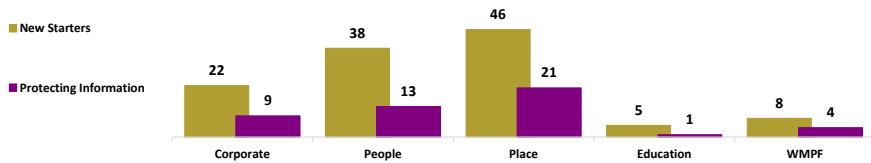
Q1 17/18 & Total Breaches 2016/17 comparison



Mandatory Training - Protecting Information

New Starters	Completed Protecting Information	Percentage Completed Protecting Information	Percentage Not Completed Protecting Information
119	48	40.3%	59.7%

New Starters completed Protecting Information



Completion Rate by Directorate

